



IMPALING CLIP INSTALLATION



The installation guide provided is for the general nature and is designed to assist experienced tradespeople. Please contact your Acoustics Company account manager before you commence the Installation.




STEP 1




STEP 2



STEP 3



STEP 4



STEP 5



STEP 6



STEP 7